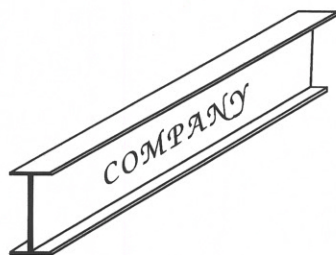
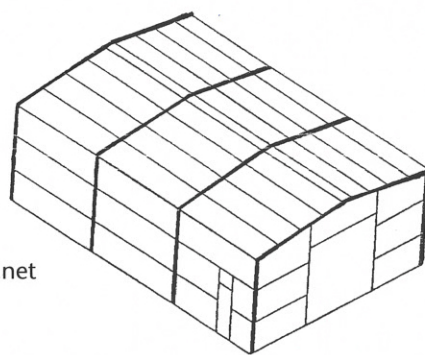


# SWEETWATER STEEL



**Corporate office:** 10416 North I-20  
Sweetwater, TX 79556  
325-235-3644  
1-800-982-3384  
sweetwater@sweetwatersteel.net

**Branch location:** 1047 Early Blvd.  
Early, TX 76802  
325-641-1345  
1-877-741-1345  
early@sweetwatersteel.net




[www.sweetwatersteel.com](http://www.sweetwatersteel.com)



10-YR WHITE



10-YR TAN



10-YR LIGHT STONE




10-YR ASH GRAY



40-YR POLAR WHITE



40-YR SAHARA TAN



40-YR LIGHT STONE



40-YR ASH GRAY



40-YR AZTEC GOLD



40-YR DESERT BEIGE



40-YR COLONY GREEN



40-YR FERN GREEN



40-YR ORANGE



40-YR CRIMSON RED



40-YR RUSTIC RED



40-YR BURGUNDY



40-YR KOKO BROWN



40-YR CHARCOAL GRAY



40-YR BURNISHED SLATE



40-YR STEALTH BLACK




40-YR HAWAIIAN BLUE




40-YR HARBOR BLUE




35-YR COPPER METALLIC  
(TRINAR)



25-YR GALVALUME PLUS



40-YR KELLY GREEN



40-YR MARSHLAND CAMO



40-YR DESERT CAMO

All 40-yr solid colors are siliconized modified polyesters.

All 40-yr camo are KYNAR

All 35-yr colors are TRINAR

**\*DISCLAIMER\***

Actual colors may vary from the color samples shown. Colors display differently from one computer monitor to the next. These colors may not match those of other companies despite the color names being identical.